

My Book about Moving School

Abbey Park Federation

September 2022



Hi



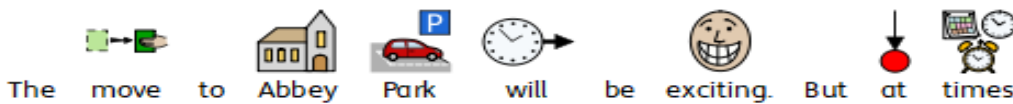
This is your book about moving to Abbey Park. It will



help to prepare you for your transition or move to Abbey



Park Federation in September.



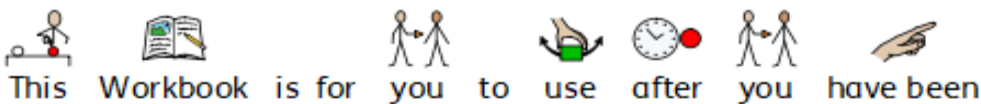
The move to Abbey Park will be exciting. But at times



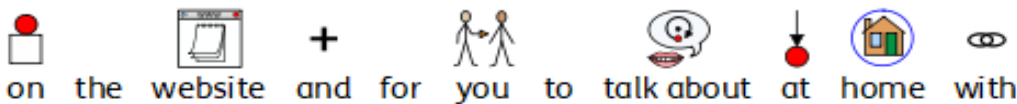
you might also feel a bit nervous, as the move will



involve some changes and new experiences.



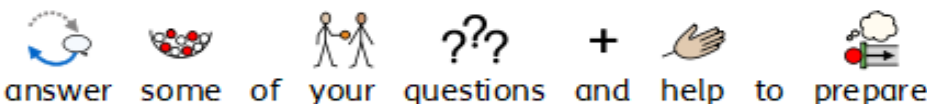
This Workbook is for you to use after you have been



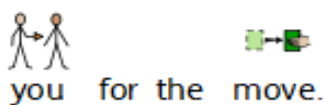
on the website and for you to talk about at home with



your family. It will explain a lot about Abbey Park,



answer some of your questions and help to prepare



you for the move.



Have Fun Doing It

My new school



The name of my new school
is _____

The address is

The telephone number is _____

The Executive Head's name is _____

School starts at _____ and ends at _____

I hope to travel by

I will be going to Abbey Park from September 2022. I'm starting with all the other new students. I going to be one of the new Star Room and Discovery Room pupils.

1. What things would you like to find out about Abbey Park?

2. List three things you are looking forward to:

1) _____

2) _____

3) _____

3. List three things you think you might need help with

1) _____

2) _____

3) _____

4. What things would you like to find out about The Star Room and The Discovery Room and the Learning Zone in your new school?

Here is space for you to copy and paste some pictures of your new school after you have been on the Abbey Park Federation website <https://abbeypark.worcs.sch.uk/>.

Finding my way around...

Most students feel a little scared about moving to a new school, which may be bigger than their old school. They feel worried about getting lost, or being late for a lesson because they can't find the right room. You have no need to feel worried, because the staff in The Star Room and The Discovery Room will help you find the right rooms.

A map can help because it shows where all the different rooms are and helps you to work out the quickest way to get there.



There is a map of Abbey Park Middle school on the next page. See if you can find the following places:

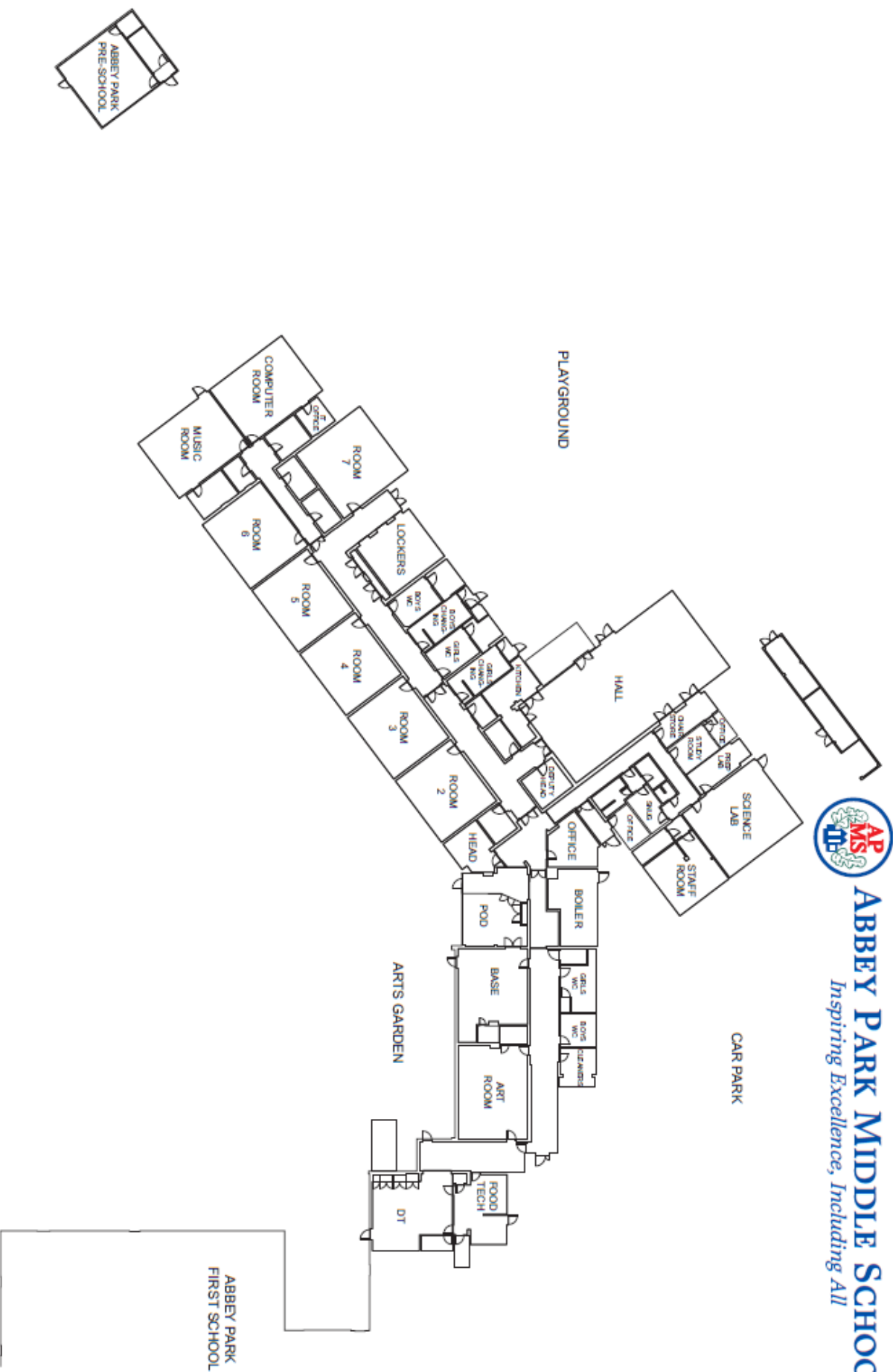
- Science lab
- School Hall
- ICT Room
- School reception
- Art and Technology Rooms
- The Star Room (Called the Base on the map)
- The Discovery Room (Called the Pod on the map).
- The Learning Zone

You may like to see if you can see pictures of some of the places on the middle school virtual tour.



ABBEY PARK MIDDLE SCHOOL

Inspiring Excellence, Including All



FIRE ASSEMBLY POINT

Updated July 2017

ABBEY PARK FIRST SCHOOL

My Introductory Virtual Visit.

During this summer term and during the holidays, you will get the chance to go onto our school website and take as many virtual tours as you like of your new school here at Abbey Park. This will help you to:

- Get to know your way around The Star Room, The Discovery Room, the Learning Zone and the main school.
- See photos of some of the staff.

You can write some notes about your Introductory Virtual tour at the back of this book.

Record a timetable of your Virtual Tours here:

Date	Time	What did I see?

If you would like to, Mrs Witts the Star Room SENCo will arrange a zoom call with you and your family. This will give you a chance to share anything about yourself and ask any questions.

Abbey Park Federation.

Abbey Park Teachers and their classes.



Year 4: Miss Stavert



Year 5: Miss Hirst



Year 6: Mr Martin



Year 6 Miss Thompson



Year 7 Ms Tomlinson

I will be in class _____ as well as being a

Star Room pupil.

The Star Room Staff

Our Star Room, Discovery Room and Learning Zones are run by our expert and dedicated team.



Mrs Witts(SENCo)



Miss Hemming



Miss Weatherup



Miss Pearson



Miss O'Brien



Mr Henry



Ms Scully (Headteacher)



Raffi and Indie

People Who Help Us



Mr Pye (IT)



Ms Delaney
(SEN Admin)



Mrs Griffiths
(Science)



Mr Saunders
(Site Manager)

Uniform

All pupils in Years 5 - 7 must wear School Uniform.

The uniform looks like this:



The Timetable

One of the first things you will be given in September will be your timetable.

Just like your current school timetable, it's very important because it tells you:

- which lessons you have each day
- what time each lesson starts and finishes
- which room each lesson is in



The timetable will also let you know which teacher you will have for each subject. You are already used to having some different teachers at your current school. At Abbey Park you will have more teachers. Usually the timetable will indicate which teacher will take the lesson.

You will have 5 different lessons every day and some will be in special rooms. For example science will usually take place in a science lab.



Teaching assistants will be there in lessons to help you when you need it.

Timetable practice!

Study the *example* timetable in this booklet and see if you can spot the differences from your current school timetable:

1. Look carefully to see which way you read your new timetable: is it from top to bottom or from left to right? Is that the same or different from your current school?

2. What time do lessons start?

3. What happens first thing in the morning? Is it different on different days?

Monday_____

Tuesday_____

Wednesday_____

Thursday_____

Friday_____

4. What time is break?

5. What time is lunchtime?

6. When are your favourite lessons?

7. What names are the subjects given at your new school? Which ones are new or different from your current school?

Current School Name

New School Name(s)

Art

French

English

Maths

Science

Geography







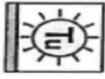





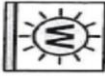

















PSHE

History

ICT

PE

EXAMPLE TIMETABLE

Venus	1	2	3	4	5
Monday 	Computing 	English 	Maths 	PE 	Science 
Tuesday 	English 	Art 	Maths 	Humanities 	Enrichment 
Wednesday 	English 	English 	Maths 	Humanities 	PSHE 
Thursday 	English 	D & T 	Maths 	Humanities 	Science 
Friday 	Swimming 	Swimming 	Maths 	English 	Music 

Homework and your home/school Diary



Homework... or home learning can be fun and a chance to practice new ideas to make sure you understand them. Remember the more organised you are, the easier it will be to enjoy completing it!

You may already be used to doing homework, which is great - if not, don't worry, you will be allowed time do some of it in The Star Room and The Discovery Room with one of the members of staff. This means you will not have to do all of it at home.

The Benefits of Homework.

Homework is really important because it gives you the chance to practice new ideas and concepts independently at home in your own time. It's a way of finding out more about the subjects you are studying. It also shows the teacher whether you need extra support to understand some things or not.

Write down any questions you have about homework here

Our Promise...

At Abbey Park Federation all staff make a continual promise to you and we show the highest expectation by:

Having a positive attitude

Being enthusiastic

Having a love of teaching

Being reliable

Being compassionate

Being inspirational

Being consistent and fair

Showing empathy

Having excellent curriculum knowledge

Promoting real life learning

Including all

Having honest, reflective and professional dialogue

Enabling all groups of learners to reach their full potential

Preparing children for the next stage in their education

Being a fantastic role model at all times

Sharing expertise and best practice

Promoting a language rich environment

Sharing effective feedback with all stakeholders

In order for our children to:

Have a love of learning

Be resilient

Be independent

Be confident

Take responsibility for their own learning

Feel safe

Feel valued and value others

Be proud

Be risk-takers

Develop excellent skills and knowledge

Be inquisitive and curious

See links in their learning

Be respectful

Be reflective

Be responsible

Be ambitious and have high aspirations

Collaborate successfully with others

Become good citizens

Abbey Park's Federation Values:

Can you find the words in the dictionary and write their meaning:

Honesty and Integrity:

Courage:

Humility:

Trustworthiness:

Kindness and Generosity:

Sense of Justice:

Meeting New People



Most children in your current class at school feel comfortable and happy because they know everyone well and feel they belong. Going to a new school can be different because you won't know all the students and it may take a bit of time to feel like you 'belong' in your new class, in your teaching groups and in The Star Room and The Discovery Room.

The important thing to remember is that EVERYONE will feel the same way. You're not alone. All the students are coming from different schools and it is a new start for everyone. It's actually a good opportunity to make new friends. You will also have lots of new teachers, who may have different personalities and ways of teaching. It is your chance to learn from adults who have specialised in their particular subject.



I am looking forward to meeting

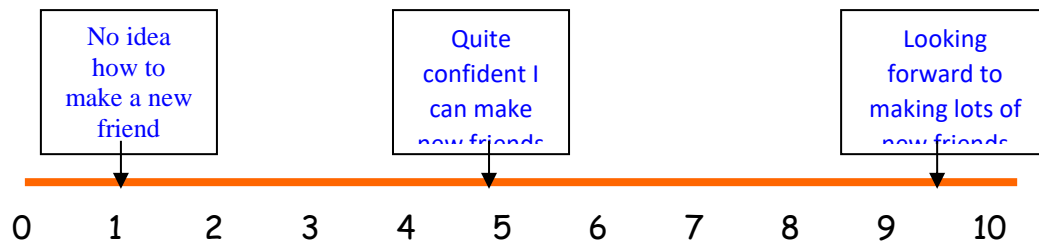
I am not sure about meeting _____
because...

Making Friends

Everyone has strengths and weaknesses. Some pupils are really good at football while others find it hard to kick a ball. Some pupils have no problems drawing amazing pictures whilst others find it difficult to draw a good stick-man.

It's the same with making friends. Some pupils love meeting new people and make lots of friends easily. Others don't know how to begin to make a new friend.

Where do you think you are on the friendship scale?



Below are a few hints and tips to help you make a new friend. Why don't you practise with a classmate?

- Smile
- Tell the person your name and ask what they're called
- Find out what they are interested in
- Talk about shared interests - you both might like computers or watching films
- Ask them if they want to do something at break-time.

The Star Room, the Discovery Room and the Learning Zone.

The Star Room, the Discovery Room and the Learning Zone are there to support you in your learning.

Our Star Room and Discovery Room pupils all have skills, talents and interests, which we love to encourage and hear about.

As a Star Room pupil you can get help with the following things (and more), if needed:

- talking to other pupils and adults
- understanding instructions in lessons
- knowing what to say and how to say it
- having things written down to help with understanding
- having time to pursue or share your special interests
- having fun during social times in school
- learning in mainstream lessons
- organising, understanding and doing homework
- finding your way around school
- feeling good about and having fun at break and lunchtimes.


Star Room pupils all have their own locker outside the Star Room or The Discovery Room and a drawer in The Star Room or The Discovery Room.

As a Star Room pupil, you will go to The Star Room when you arrive at school.

You will then get time to organise your books and equipment for the day.

You may have some lessons in The Star Room, The Discovery Room or the Learning Zone to do specific work, but a lot of the time you will be in lessons with support from our Star Room team, in the main school.

Photos of the Star Room and Discovery Room (it might look a bit different when you join):



Well done - you have now completed your Book about moving to Abbey Park. If you have any questions email allbasestaff@abbeypark.worcs.sch.uk

HAVE FUN WITH YOUR LEARNING!